















Answers

Museum Collections Centre – wheels workshop

Write the name of the vehicle that goes with each wheel in the box next to it.
The first one's done for you!

Don't cross the yellow lines or touch or climb on the cars!

	BSA Motorcycle
	Steam Tractor
	Castle Runabout
	Riley Elf
	Ariel Motorcycle
	Ariel Convertible Car
	Gloucester <i>Bow</i> or <i>Ship</i> wagon
	Armstrong Siddeley Foursome
	Harley Davidson Motorcycle
	Bean 14 HP Coupe

	Electric Refuse Lorry
	Heinkel Cabin Cruiser
	Reaper binder
	Dennis Fire Engine
	Fire Engine
	Rover P6
	BSA Motorcycle
	Turbo prop engine
	Clement Panhard
	MG Midget
	Austin Atlantic